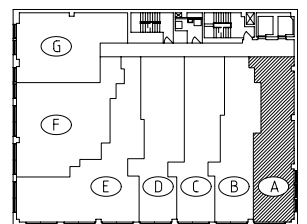

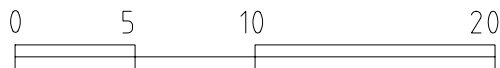


RESIDENCE #PH1A



Key Plan

270 Park Avenue South  
 All dimensions are approximate and subject to normal construction variances